

---

---

*Cell GRIP*

**Fabio Bianco, PhD**  
*CEO*

[www.neuro-zone.com](http://www.neuro-zone.com)

[info@neuro-zone.com](mailto:info@neuro-zone.com)

# General Description

---

**Cell GRIP** is the ultimate adhesion promoter substrate,  
enabling growth of cell lines  
at comparable conditions to currently used substrates  
(i.e. poly-L-Lysine, fibronectin, laminin, etc)  
but at a significantly lower price (over 20 times cheaper).

✓ **Stable to store**

✓ **Rapid to use**

✓ **20x cheaper!**

EUROPEAN PATENT n. EP 09154389.2.

NeuroZone holds 15 years of worldwide licence

## Special characteristics

---

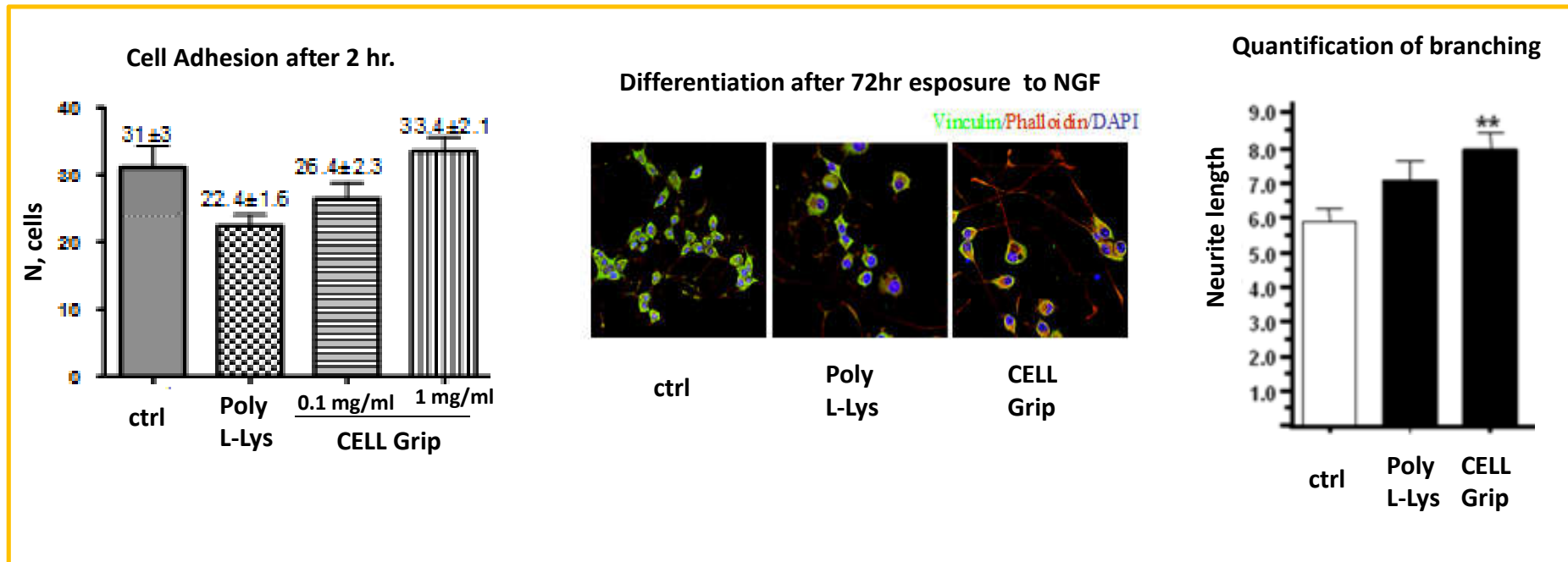
**Stable**: unlike many naturally derived adhesion promoters, **Cell GRIP** is synthetically produced, thus providing a reliable and economic product for cell culturing applications

**User-friendly**: **Cell GRIP** is not-toxic and easy to use. Furthermore, it does not require extensive washing or coating surface pretreatment.

**Economic**: **Cell GRIP** costs significantly less than any other currently used cell adhesion promoter

**In house production**: NeuroZone produces **Cell GRIP** in its own laboratories, thus significantly reducing production costs . Upon demand, **Cell GRIP** can be produced for GMP culturing purposes.

# Cell GRIP and PC12

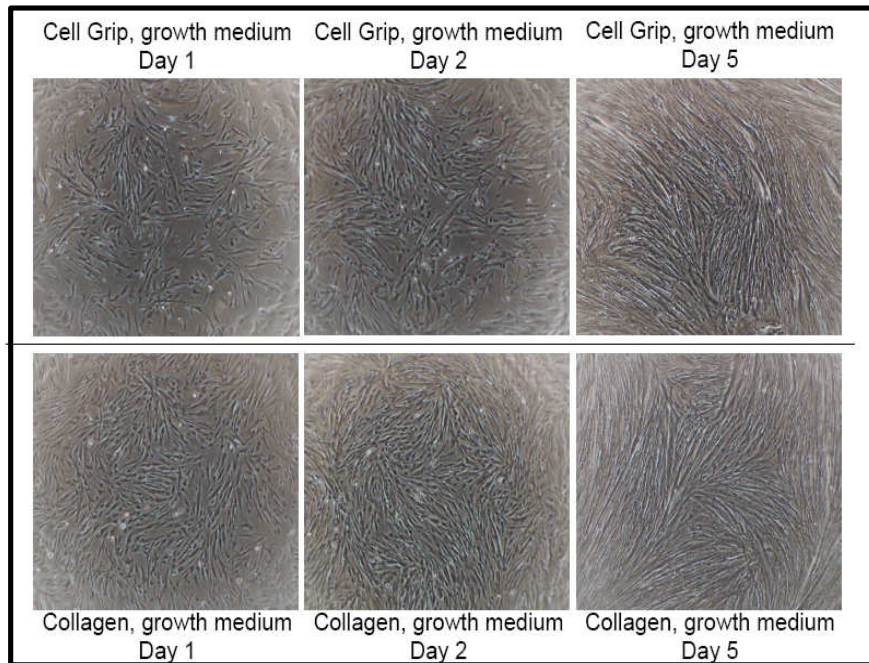


*“Cell GRIP is a great substrate for adhesion and growth of PC12. Cells show good morphology and even better differentiation than cells plated on poly lysine”.*

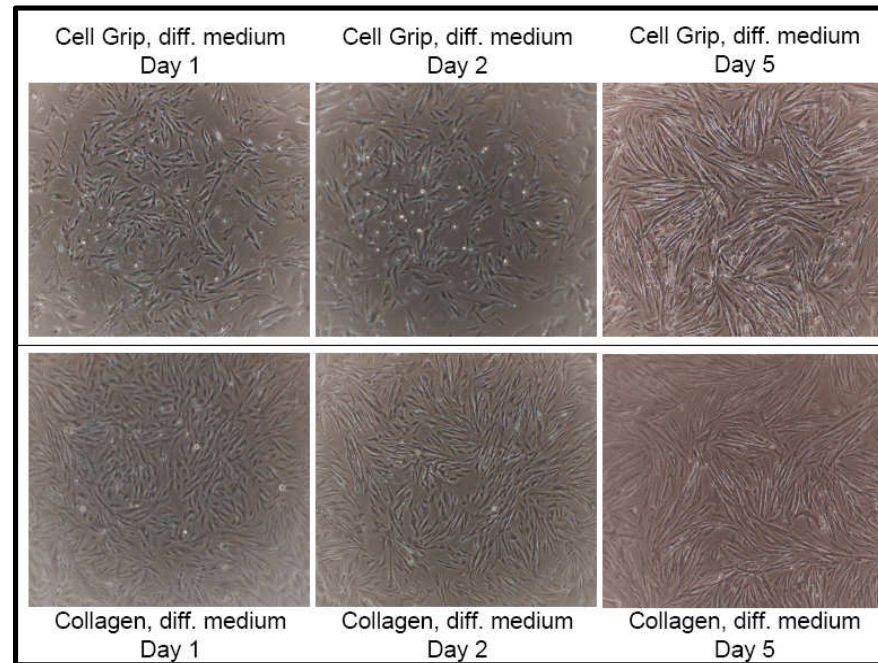
Dr. Patrizia Rosa  
CNR-Institute of Neuroscience, Researcher  
Milano, Italy

# Cell GRIP and primary human myoblasts

## Proliferation comparison



## Differentiation comparison

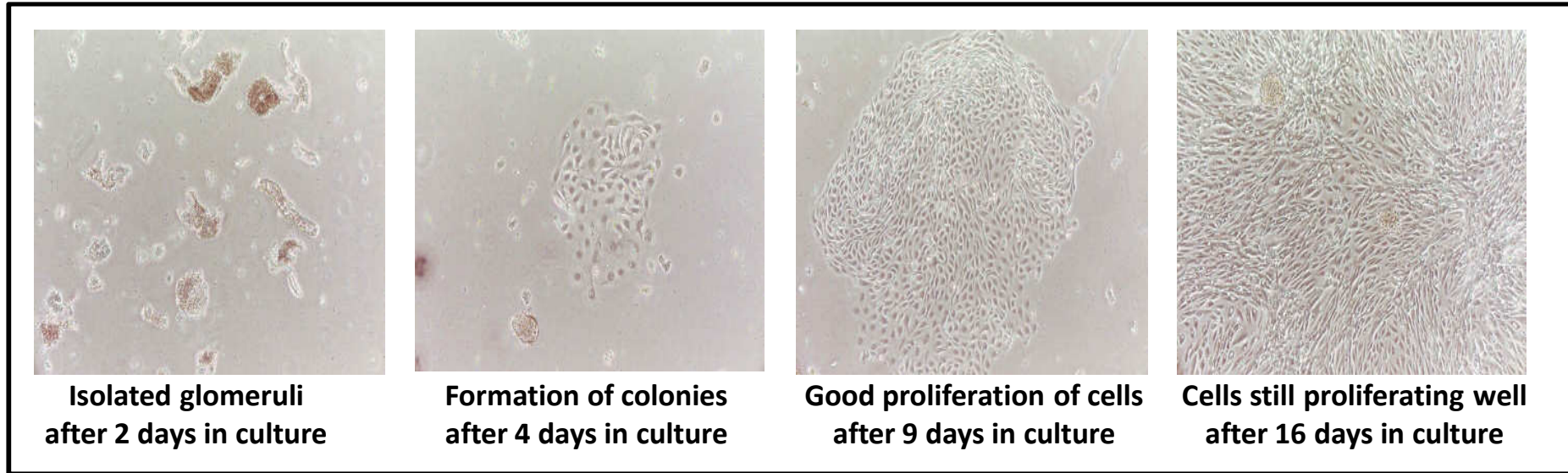


***“I do not see differences between both Cell Grip and Collagen, the routinely used coating of the plates for human skeletal myoblasts. I think that Cell Grip could be a suitable substrate for skeletal myoblasts.”***

**Dr. Friedrich Metzger, Ph.D.**  
F. Hoffmann-La Roche Ltd. , CNS Discovery Research  
Basel, Switzerland

# Cell GRIP and primary cultures of human kidney glomeruli

---



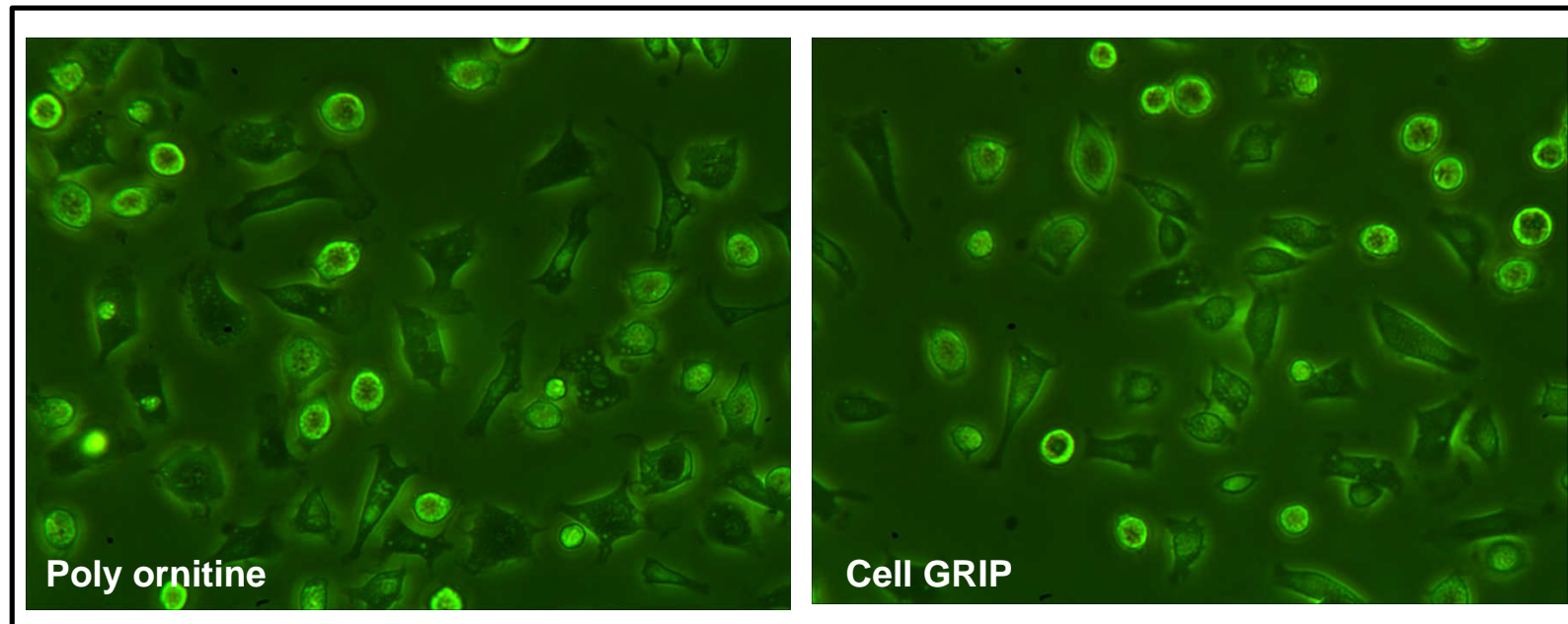
*“We compared Cell GRIP with collagen IV and didn't find any real differences between the two substrates. Both substrates supported the outgrowth of cells from the explants but Cell GRIP is cheaper and better defined than substrates such as collagen”.*

Dr. Graham Place, Ph.D.  
Asterand UK Ltd., CEO  
Royston, UK

# Cell GRIP and primary microglia

---

## Adhesion comparison between poly ornitine and Cell GRIP



*“We compared Cell GRIP with polyornitine.  
Primary microglia cells show comparable growth after 4 days in culture”*

**Dr. Marta Fumagalli**  
Univ. Milano, Researcher  
Milano , Italy

# Market opportunity

---

	NeuroZone (Cell GRIP)	Sigma (poly lysine)
Quantity: 100 mg	50 €	140 €
Concentration to be used	0.1 mg/ml	1mg/ml

# Contact information

---



**Contact information:**

Fabio Bianco , CEO

[fabio.bianco@neuro-zone.com](mailto:fabio.bianco@neuro-zone.com)

**Tel: +39-02-5660-156**

**Viale Ortles 22/4**

**20139 Milano, Italy**

**[www.neuro-zone.com](http://www.neuro-zone.com)**